

MOTOR:  
EGM WITH FORWARD CURVED WHEEL

- 120V, 50/60 Hz, 1 PHASE, 5.0 FLA
- 208-240V, 50/60 Hz, 1 PHASE, 3.0 FLA
- 277V, 50/60 Hz, 1 PHASE, 2.5 FLA

FILTER:

- HEPA 99.99% @ 0.3 MICRON UL 900 (MSFH3)
- ULPA 99.9995% @ 0.12 MICRON UL 900 (MSFUS)
- OTHER \_\_\_\_\_

CONTROL:

- UNIVERSAL CONTROL CARD (UCC)
- CONTROL MODES - DIP SWITCH SELECTABLE:
  - MANUAL MODE: ONBOARD TRIM POT ADJUSTMENT
  - ANALOG MODE: 0 - 10 VDC INPUT
  - NETWORK MODE: MODBUS RTU

- REMOTE MOUNTED VISUAL CONTROL UNIT (CSU)

HOUSING FINISH:

- MILL FINISH ALUMINUM (M01)
- POWDER COAT PAINT - WHITE (M02)

SCREEN FINISH:

PAINTED WHITE GRILLE (D03)

OPTIONS (SELECT MULTIPLE IF APPLICABLE):

- CONTINUOUS FILTER MONITORING
  - READ 0-10V OUTPUT SIGNAL WITH ATTACHED FLYING LEADS (SPS)
  - READ DIRECTLY FROM MODBUS OF ACC CONSOLE (UCC) (SPSC)
- INSULATION - APPLIED TO UNIT TOP AND SIDES (INS)
- SEISMIC HANGER BRACKETS & SITE SPECIFIC SEISMIC CERTIFICATE

\*Additional hardware required, see submittal 8000024.

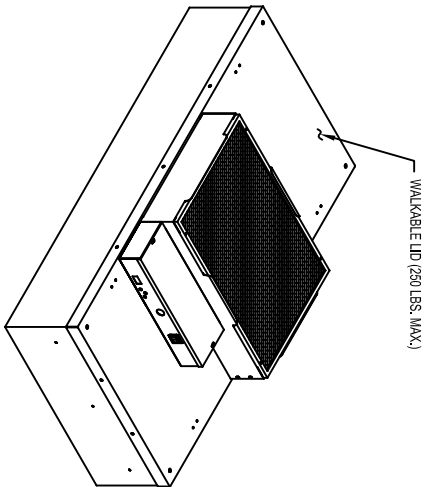

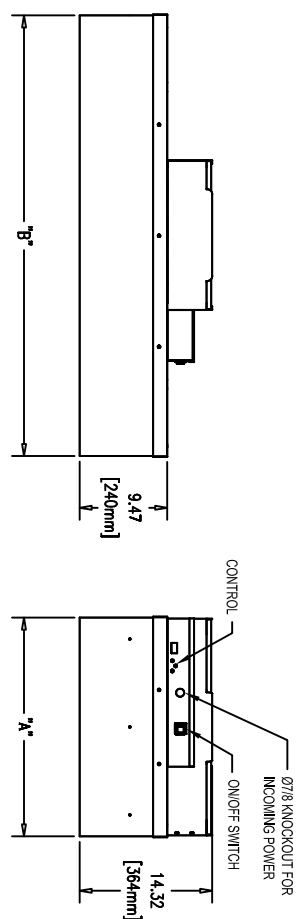
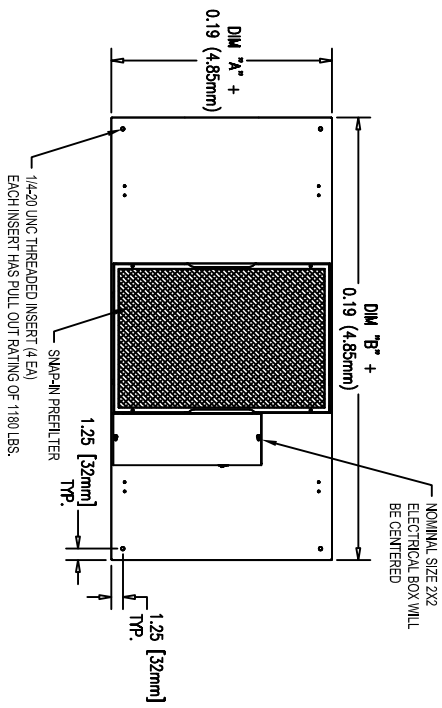
MOTOR PROGRAMMING

- CONSTANT CFM
- LOW AIRFLOW (LAF)
- CONSTANT SPEED (SP)

CERTIFICATION:

- UL 507 LISTED (E152885)
- CE CERTIFIED

NOTE: ITEMS IN BOLD DESIGNATE STANDARD OFFERING



FILTER SIZE (OD)		GRID SIZE	NOMINAL FILTER SIZE	APPROX. WEIGHT
DIM 'A' In (mm)	DIM 'B' In (mm)			
<b>23.63 (600)</b>	<b>47.63 (1210)</b>	<b>1.5" (S04)</b>	2X4	66 lbs 30 kgs
23.13 (588)	47.13 (1197)	2" (S06)	2X4	66 lbs 30 kgs
23.03 (585)	46.63 (1185)	-	2X4	66 lbs 30 kgs
23.63 (600)	41.63 (1057)	1.5" (S03)	2X3.5	58 lbs 26 kgs
23.13 (588)	41.13 (1045)	2" (S07)	2X3.5	58 lbs 26 kgs
23.03 (585)	40.75 (1035)	-	2X3.5	58 lbs 26 kgs
23.63 (600)	35.63 (905)	1.5" (S02)	2X3	52 lbs 24 kgs
23.13 (588)	35.13 (892)	2" (S06)	2X3	52 lbs 24 kgs
23.03 (585)	34.84 (885)	-	2X3	52 lbs 24 kgs
23.63 (600)	23.63 (600)	1.5" (S01)	2X2	41 lbs 19 kgs
23.13 (588)	23.13 (588)	2" (S05)	2X2	41 lbs 19 kgs
23.03 (585)	23.03 (585)	-	2X2	41 lbs 19 kgs
<input type="checkbox"/>	<input type="checkbox"/>	<b>**OTHER</b>	N/A	N/A

\*\* CONTACT ENVIRCO TO ENSURE SIZE AVAILABILITY.

SIGNATURE \_\_\_\_\_

DATE \_\_\_\_\_

COMPANY \_\_\_\_\_

PROJECT \_\_\_\_\_

P.O. \_\_\_\_\_

101 McNeill Rd  
Santof, NC 27330  
PHONE: 919-775-2201  
PHONE: 1-800-884-0002  
FAX: 1-800-459-2379  
www.envirco.com  
email: customerservice@envirco.com

**MAC10 IQ**  
**CONSTANT CFM**  
**STANDARD (MQS)**

UNLESS SPECIFIED,  
ALL DIMENSIONS  
ARE IN INCHES.  
TOLERANCE  
XX4.03 XX4.015  
ANGULAR ±1°  
UNLESS NOTED

THIS DRAWING IS THE PROPERTY  
OF ENVIRCO, AND MAY NOT  
BE REPRODUCED OR PUBLISHED  
WITHOUT AUTHORIZATION FROM  
ENVIRCO.

DRAWING NO: **8000002**

DATE: 7-17-12

REV: D

DESIGNER: \_\_\_\_\_

CON: 5-1462

