

MOTOR: ECM BACKWARD INCLINED MOTOR/BLOWER

- 120V, 50/60 Hz, 1 PHASE, 2.75 FLA (2X2 = 5.0 FLA)
- 208-240V, 50/60 Hz, 1 PHASE, 1.75 FLA (2X2 = 3.0 FLA)
- 277V, 60 Hz, 1 PHASE, 1.35 FLA (2X2 = 2.5 FLA)

FILTER:

- HEPA 99.99% @ 0.3 MICRON, 53mm, UL 900 (STANDARD)
- HEPA 99.99% @ 0.3 MICRON, 70mm, UL 900
- HEPA 99.99% @ 0.3 MICRON, 100mm, UL 900
- ULPA 99.9995% @ 0.12 MICRON (U15), 53mm, UL 900 (STANDARD)
- ULPA 99.9995% @ 0.12 MICRON (U15), 70mm, UL 900
- ULPA 99.9995% @ 0.12 MICRON (U15), 100mm, UL 900
- PTFE
- OTHER _____

CONTROL CARD:

- UCC2 - UNIVERSAL CONTROL CARD (STANDARD)
 - DIP SWITCH SELECTABLE
 - MANUAL SPEED CONTROL (STD. FACTORY PRESET)
 - 0 - 10V INPUT
 - MODBUS RTU NETWORK

HOUSING FINISH:

- MIL FINISH ALUMINUM (STANDARD)
- POWER COAT PAINT (WHITE)
- 304 STAINLESS STEEL (ADD 3/8" TO OVERALL HEIGHT)

SCREEN FINISH:

- ANODIZED ALUMINUM (STANDARD)
- POWER COAT PAINT (WHITE)
- 304 STAINLESS STEEL

OPTIONS:

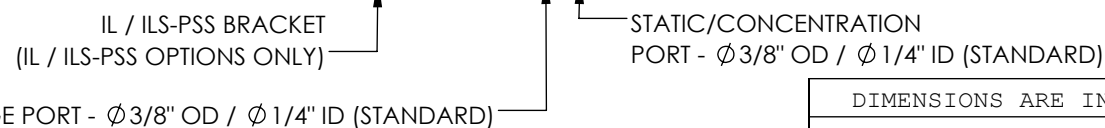
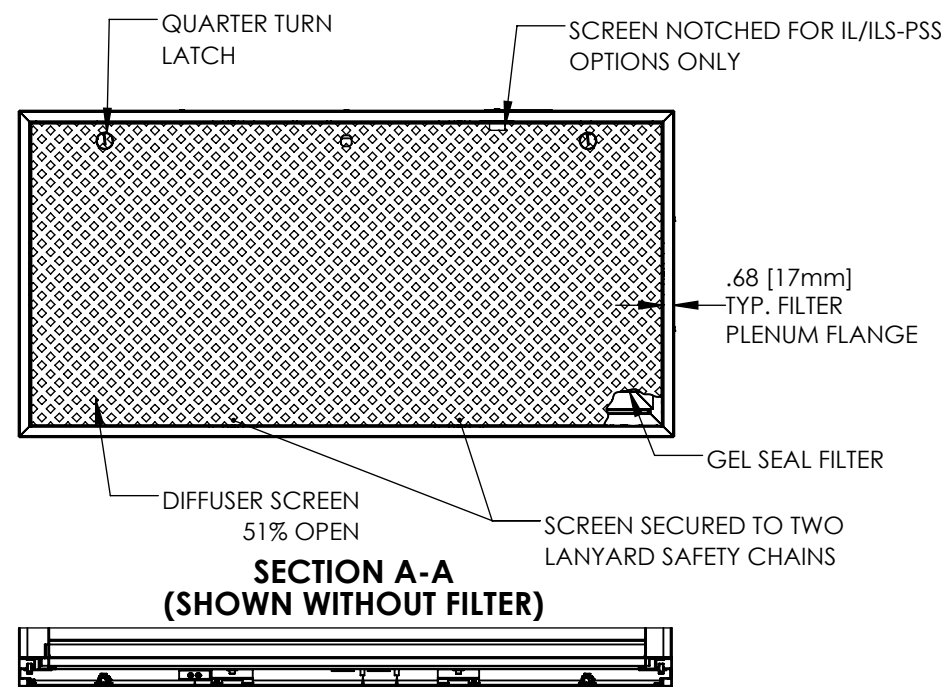
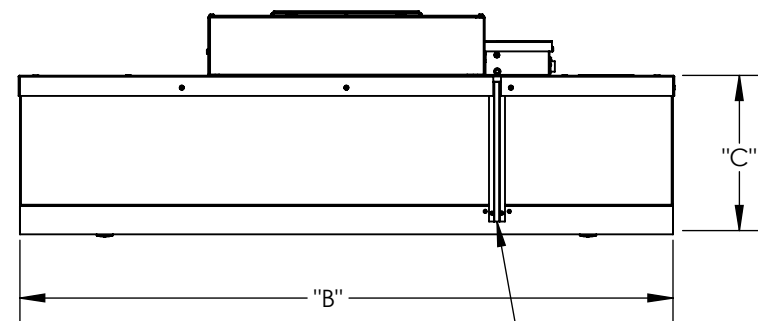
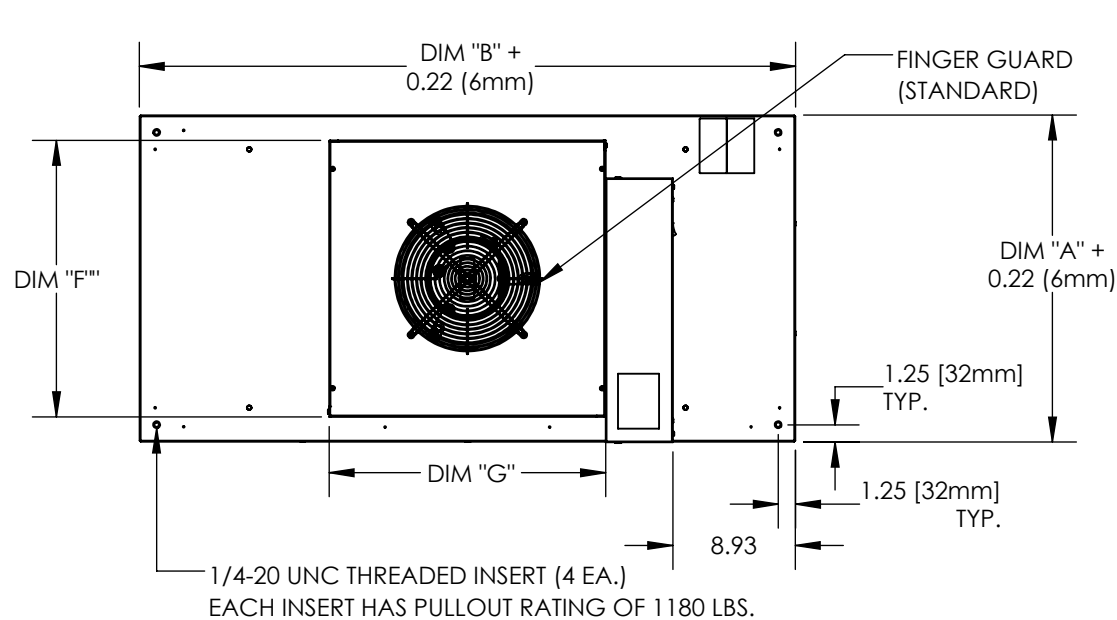
- 10" (254 mm) ALUM. DUCT COLLAR (11231-001 SHIPPED LOOSE)
- 12" (305 mm) ALUM. DUCT COLLAR (11231-002 SHIPPED LOOSE)
- 14" (355 mm) ALUM. DUCT COLLAR (11231-003 SHIPPED LOOSE)
- IL - "GREEN" INDICATOR LIGHT (ON = MOTOR RUNNING; OFF = MOTOR FAILURE)
- ILS-PSS - "RED" FILTER LOAD INDICATOR LIGHT (ON = TIME TO CHANGE FILTER)
- 20 x 20 x 2" (50.8 mm) PLEATED PRE-FILTER G-4 (SHIPS LOOSE)
 - 14 x 20 x 2" PRE-FILTER FOR MAC10 2X2 RSRC UNITS
- 0-10V PRESSURE TRANSMITTER FOR CONTINUOUS FILTER MONITORING. READ OUTPUT SIGNAL WITH ATTACHED FLYING LEADS, OR DIRECTLY FROM MODBUS OF ACC CONSOLE/UCC2.
- 3/4" KNIFE EDGE FOR CEILING GRID WITH GEL SEAL (ADD 3/4" TO OVERALL HEIGHT)

CERTIFICATION:

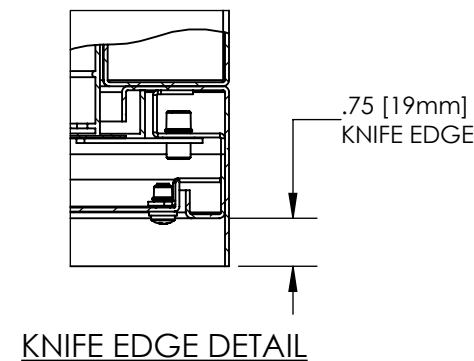
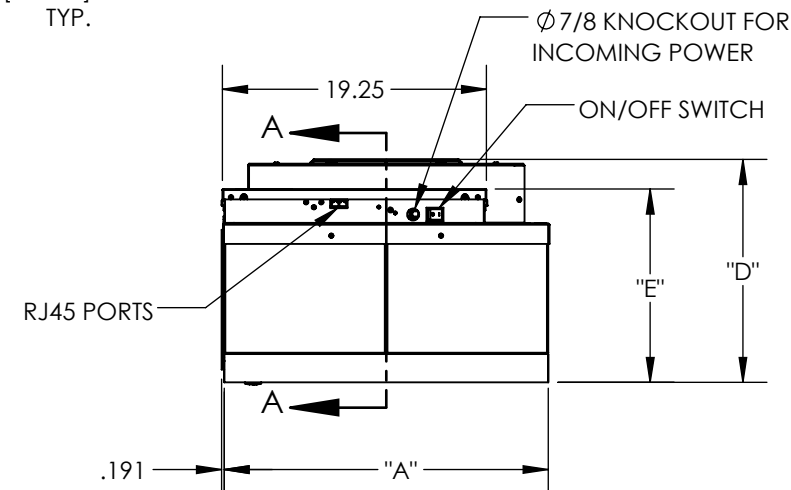
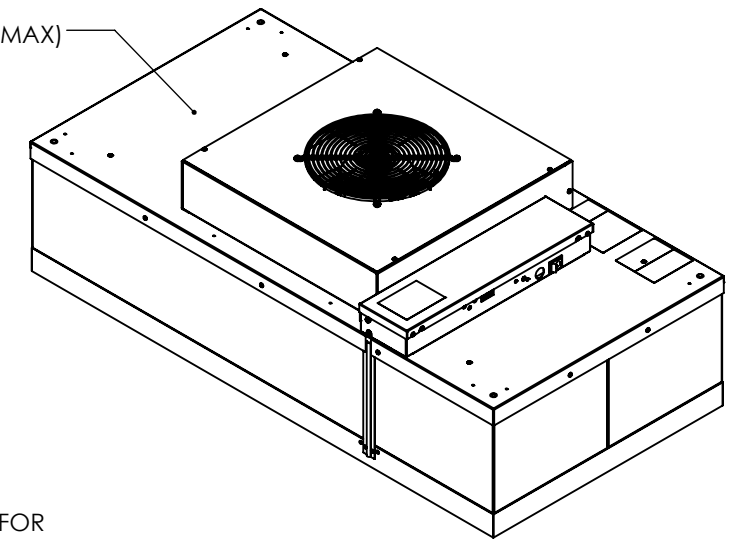
- UL 507 LISTED (E152685)
- IBC and OSHPD Certification (OSP-0634-10)*
 - *Additional hardware required, see submittal 8000024.

DIM "C" in (mm)	DIM "D" in (mm)	DIM "E" in (mm)	PLEAT DEPTH
11.31 (287.27)	15.94 (404.88)	13.90 (353.06)	53MM
11.31 (287.27)	15.94 (404.88)	13.90 (353.06)	70MM
12.81 (325.37)	17.44 (442.98)	15.40 (391.16)	100MM

PREFILTER BRACKET SIZE (OD)		NOMINAL FILTER SIZE
DIM "F" in (mm)	DIM "G" in (mm)	
20.16 (512)	20.16 (512)	2X4 2X3.5 2X3
20.16 (512)	14.16 (360)	2X2



WALKABLE LID (250 LBS. MAX)



FILTER SIZE (OD)		NOMINAL FILTER SIZE	APPROX. WEIGHT - ALUM.	APPROX. WEIGHT - SST.
DIM "A" in (mm)	DIM "B" in (mm)			
<input type="checkbox"/> 23.63 (600)	47.63 (1210)	2X4	71 lbs 32 kgs	81 lbs 37 kgs
<input type="checkbox"/> 23.13 (588)	47.13 (1197)			
<input type="checkbox"/> 23.03 (585)	46.63 (1185)			
<input type="checkbox"/> 23.63 (600)	41.63 (1057)	2X3.5	62 lbs 28 kgs	72 lbs 33 kgs
<input type="checkbox"/> 23.13 (588)	41.13 (1045)			
<input type="checkbox"/> 23.03 (585)	40.75 (1035)			
<input type="checkbox"/> 23.63 (600)	35.63 (905)	2X3	54 lbs 24 kgs	64 lbs 29 kgs
<input type="checkbox"/> 23.13 (588)	35.13 (892)			
<input type="checkbox"/> 23.03 (585)	34.84 (885)			
<input type="checkbox"/> 23.63 (600)	23.63 (600)	2X2	44 lbs 20 kgs	54 lbs 24 kgs
<input type="checkbox"/>		**OTHER	N/A	N/A

** CONTACT ENG. TO INSURE SIZE AVAILABILITY.

CHALLENGE PORT - Ø3/8" OD / Ø1/4" ID (STANDARD)

DIMENSIONS ARE IN INCHES				MATERIAL:					MAC10 LEDC - RSRC ROOM-SIDE REMOVABLE FILTER, MOTOR, CONTROL CARD	REV			
TOLERANCES-UNLESS OTHERWISE SPECIFIED										B			
.X OR X/X ±.05	CONC .005 TIR			SHEAR SIZE	SQ FT	U/M	DRN	CJS	CRD	DAR	APL	DAR	SCALE
.XX ±.03	BEND RAD: DWG 122223			x			09/24/18	09/24/18	09/24/18				1:12
.XXX ±.015	FINISH: NONE												SHEET
ANGULAR ±1°	REMOVE BURRS AND SHARPS												1/1

8000023