

MOTOR: THREE SPEED FORWARD CURVE MOTOR/BLOWER

- 115V, 60 Hz, 1 PHASE, 3.0 FLA
- 208-240V, 50/60 Hz, 1 PHASE, 1.5 FLA
- 277V, 60 Hz, 1 PHASE, 1.2 FLA

FILTER:

- HEPA 99.99% @ 0.3 MICRON UL 900 (STANDARD)
- UL PA 89.9995% @ 0.12 MICRON (U15) UL 900
- PTFE
- OTHER _____

CONTROL:

- THREE SPEED SWITCH (3PS) (2X4 ONLY)
- SOLID STATE SPEED CONTROL (SSC)
- REMOTE MOUNTED SPEED CONTROL (SCSL)
- NETWORK CONTROL CARD (EMAC)

HOUSING FINISH:

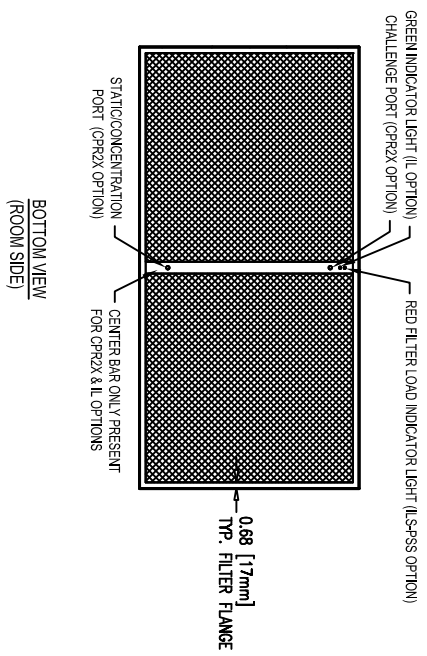
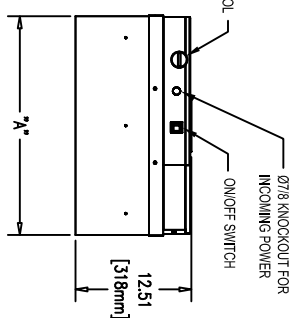
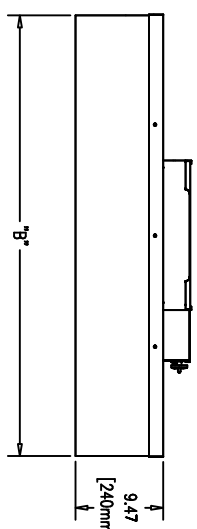
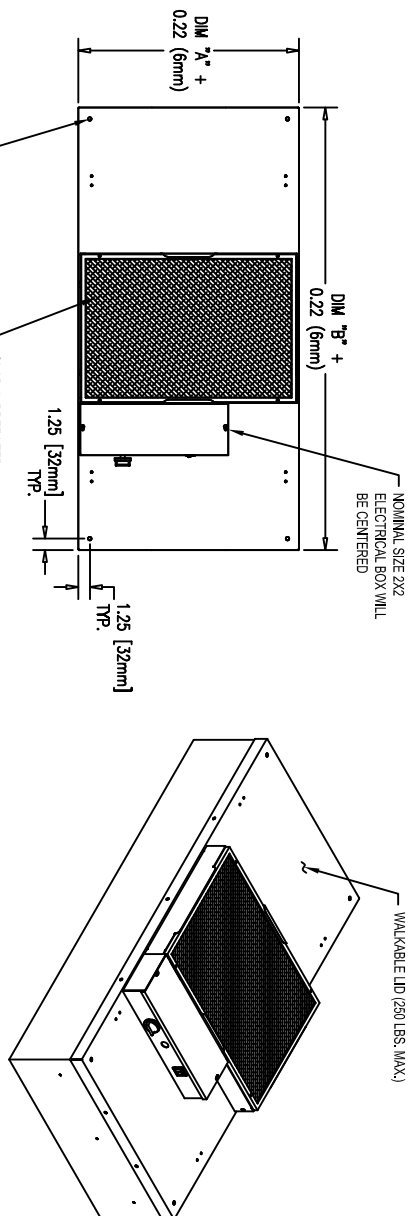
- MIL FINISH ALUMINUM (STANDARD)
- POWER COAT PAINT (WHITE)
- 304 STAINLESS STEEL (ADD 3/8" TO OVERALL HEIGHT)

OPTIONS:

- 10" (254 mm) ALUM. DUCT COLLAR (10691 SHIPPED LOOSE)
- 12" (305 mm) ALUM. DUCT COLLAR (10789 SHIPPED LOOSE)
- POWER CORD - 115V/ ONLY (SHIPPED LOOSE) (NOT ACCEPTABLE FOR PLENUM APPLICATIONS)
- IL - "GREEN" INDICATOR LIGHT (ON = MOTOR RUNNING; OFF = MOTOR FAILURE)
- IL-SPSS - "RED" FILTER LOAD INDICATOR LIGHT (ON = TIME TO CHANGE FILTER)
- CPRX2 - (1) 3/8" ROOMSIDE CHALLENGE PORT AND (1) 3/8" STATIC/CONCENTRATION PORT
- O-10V OUTPUT SIGNAL WITH PRESSURE TRANSMITTER FOR CONTINUOUS FILTER MONITORING.
- 3/4" KNIFE EDGE FOR CEILING GRID WITH GEL SEAL (ADD 3/4" TO OVERALL HEIGHT)

CERTIFICATION:

- UL 507 LISTED (E152895)
- CE CERTIFIED



FILTER SIZE (OD)	NOMINAL FILTER SIZE		APPROX. WEIGHT
	DM 'A' In (mm)	DM 'B' In (mm)	
2X4	23.63 (600)	47.63 (1210)	(ALUM.) 66 lbs
	23.50 (597)	47.50 (1207)	66 lbs
	23.25 (591)	47.25 (1200)	30 Kgs (SST) 68 lbs
2X3.5	23.13 (588)	47.13 (1197)	76 lbs
	23.00 (584)	47.00 (1194)	35 Kgs
	23.03 (585)	46.83 (1185)	(ALUM.) 58 lbs
2X3	23.63 (600)	41.63 (1057)	51 lbs
	23.50 (597)	41.50 (1054)	26 Kgs (SST) 68 lbs
	23.25 (591)	41.25 (1048)	31 Kgs
2X2	23.13 (588)	41.13 (1045)	52 lbs
	23.00 (584)	41.00 (1041)	24 Kgs (SST) 62 lbs
	23.03 (585)	40.75 (1035)	29 Kgs
N/A	23.63 (600)	35.63 (905)	(ALUM.) 51 lbs
	23.50 (597)	35.50 (902)	19 Kgs (SST) 41 lbs
	23.13 (588)	35.13 (892)	24 Kgs
N/A	23.00 (584)	35.00 (889)	29 Kgs
	23.03 (585)	34.84 (885)	(ALUM.) 51 lbs
	23.63 (600)	23.63 (600)	19 Kgs (SST) 41 lbs
N/A	23.50 (597)	23.50 (597)	24 Kgs
	23.25 (591)	23.25 (591)	29 Kgs
	23.13 (588)	23.13 (588)	41 lbs
N/A	23.00 (584)	23.00 (584)	24 Kgs
	23.03 (585)	23.03 (585)	(ALUM.) 51 lbs
	23.63 (600)	23.63 (600)	19 Kgs (SST) 41 lbs
N/A	23.50 (597)	23.50 (597)	24 Kgs
	23.25 (591)	23.25 (591)	29 Kgs
	23.13 (588)	23.13 (588)	41 lbs
N/A	23.00 (584)	23.00 (584)	24 Kgs
	23.03 (585)	23.03 (585)	(ALUM.) 51 lbs

** CONTACT MFG. TO INSURE SIZE AVAILABILITY.

SIGNATURE _____

DATE _____

COMPANY _____

PROJECT _____

P.O. _____



101 Mackall Rd.
 Sanford, NC 27330
 PHONE: 919-775-2201
 PHONE: 1-800-884-0002
 FAX: 1-800-456-2379
 www.envirgo.com
 email: envirgo@envirgo.com

MAC10 ORIGINAL STANDARD

UNLESS SPECIFIED, ALL DIMENSIONS ARE IN INCHES. TOLERANCE: XX.00 .XXXX.015 ANGULAR ±1° UNLESS NOTED

THIS DRAWING IS THE PROPERTY OF ENVIRGO, AND MAY NOT BE REPRODUCED OR PUBLISHED WITHOUT AUTHORIZATION FROM ENVIRGO.

DRAWING NO: **8000000**

DATE: 7-17-12

REVISION: _____

DESIGNER: _____

DATE: _____

BY: _____

DATE: _____

CONTRACT MFG. TO INSURE SIZE AVAILABILITY.