

**PRODUCT DATA SHEET**
**Introduction**

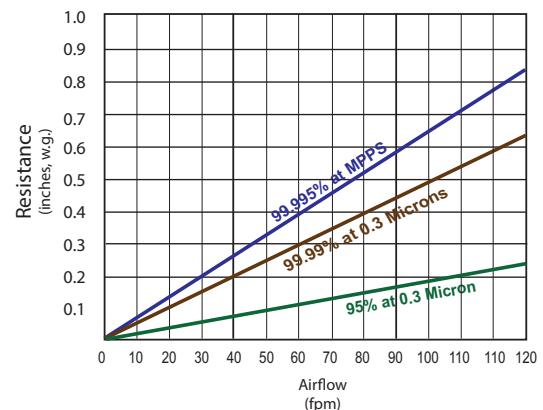

The ENVIRCO Ducted Ceiling Module is ideal for applications where minimal installation space is available and ultra clean air is a requirement.

The ENVIRCO DCM offers:

- » High efficiency leak free particulate control. Available efficiencies include 99.99% when evaluated on particles 0.3 micron and 99.9995% when evaluated on most penetrating particle size (MPPS).
- » A low profile allowing installation in a minimal depth conserving space for manufacturing or other room components. Constructed of light weight extruded aluminum profiles and joined at the corners with Klip-Lok™ mechanism the DCM installs in any standard 1½ " or 2" T-bar grid system. Seismic tabs are included.
- » A 41-mm filter pack, completely encapsulated in polyurethane sealant that is thermally/chemically stable to ensure minimal out-gassing and maintains excellent mechanical properties ensuring high-purity air for the most demanding environments over the life of the filter.
- » A media configuration that is optimized through Controlled Media Spacing (CMS™) resulting in a lower pressure drop than other media pleating techniques. Continuous glass filament separators, encapsulated in a stabilizing adhesive, promote uniform airflow while eliminating media to media contact and fiber break-off associated with other media pleating techniques.
- » An adjustable diffusion disc that promotes uniform airflow over the entire filter and allows filter-to-filter air balancing. Roomside adjustment is accomplished through a port in the center divider. An additional port is included for pressure drop measurement and/or aerosol challenge introduction.
- » Either a 10" or 12" collar connection. The collar includes an integral continuous raised ridge to assist in securing flexible ducting.
- » An integral white epoxy powder-coated steel grille with 62% open area to promote proper airflow and protect the filter element.

**Warranty**

- » Limited 1-year warranty.


**Performance**

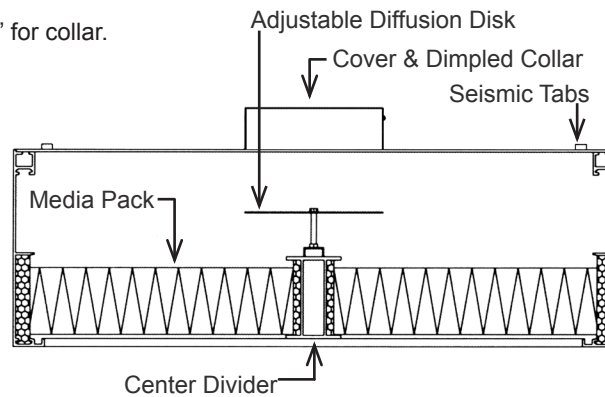
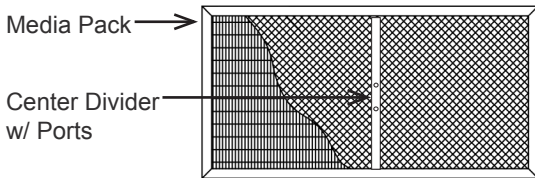
- » The filter shall be identified on a label indicating minimum efficiency, tested airflow and pressure drop. The unit shall be bar code serialized for individual unit identification.
- » The module shall be listed by Underwriters Laboratories as UL 900.

PRODUCT DATA SHEET

■ Performance Data

Actual Sizes (inches)			Resistance @100 fpm	Unit Weight	Shipping Weight
W	L	H			
<b>95% @ 0.3 micron</b>					
23.62	23.62	4.73	0.27" w.g.	21 lbs	24 lbs
23.62	35.62			31 lbs	35 lbs
23.62	47.62			33 lbs	37 lbs
<b>HEPA, 99.99% @ 0.3. micron</b>					
23.62	23.62	4.73	.47" w.g.	21 lbs	24 lbs
23.62	35.62			31 lbs	35 lbs
23.62	47.62			33 lbs	37 lbs
<b>ULPA, 99.9995% @ MPPS<sup>1</sup></b>					
23.62	23.62	4.73	.67" w.g.	21 lbs	24 lbs
23.62	35.62			31 lbs	35 lbs
23.62	47.62			33 lbs	37 lbs

**Note:**  
 "H" or height dimension includes overall height of module. Add 2" for collar.  
<sup>1</sup> MPPS - Most Penetrating Particle Size.



■ Specifications

1.0 General

- » Unit shall be ducted high efficiency ceiling module consisting of anodized aluminum frame, a galvanized back plate, 41-mm filter pack, polyurethane encapsulating sealant and dual access ports. Maximum module depth shall not exceed 4.73".
- » Sizes shall be as noted on drawings or other supporting materials.

2.0 Construction

- » Filter housing shall be constructed of an anodized aluminum frame mated with a galvanized steel back plate. It shall be designed for installation into a T-Bar ceiling grid system.
- » The media pack shall have a maximum depth of 41-mm (1.61") and shall have an efficiency of (95 @ 0.3 micron, 99.99% @ 0.3 micron, 99.9995% @ MPPS).
- » Pleat spacing shall be by continuous glass filament separators to prevent media-to-media contact and promote uniform airflow through the media pack.
- » The media pack shall be completely encapsulated in a polyurethane sealant creating a rigid self supporting pack. The sealant shall be low out gassing, fire-retardant and self-extinguishing.
- » The module shall include an adjustable airflow diffusion disc that is adjustable from the room side through an access port.
- » A second port, accessible from the room side, shall be provided to allow aerosol test challenge introduction or pressure drop measurement.
- » Housing shall be supplied with a ("10", 12") collar that includes an integral continuous raised ridge for duct side connection to air system.